



## Sample Revenue Analysis Report

AMN Healthcare Revenue Cycle Solutions provide data-driven insights that help identify and integrate individualized solutions for our clients. We provide sustained revenue cycle performance while enhancing the quality care of the patient.

### OPPORTUNITY ANALYSIS SUMMARY

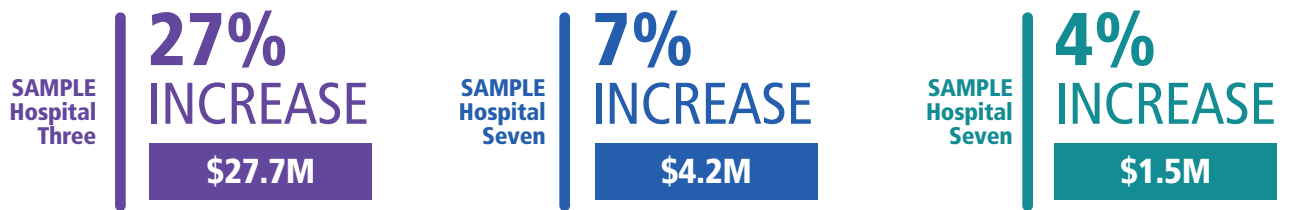
In the initial discovery phase, the Revenue Cycle Solutions Analytics team analyzed claims data from the Medicare Cost Report and Standard Analytical Files. Subject for analysis had five determining factors. Impact of variances include revenue loss, inaccurate reporting of quality, and severity of illness and risk of mortality.

**\$62.3M** in Economic Cost Savings and Additional Revenue Capture Opportunity

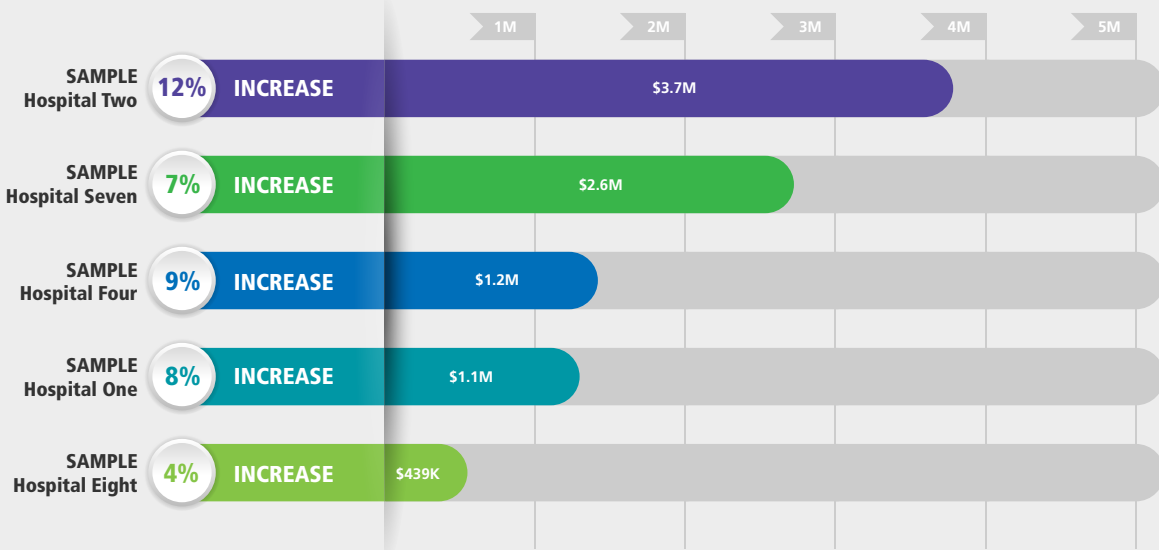




## ED Conversions Opportunity - REVENUE CAPTURE



## Medical CMI Opportunity - REVENUE CAPTURE

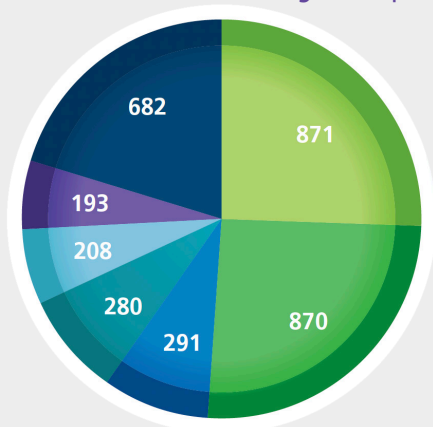




## Inpatient Medicare Denials Opportunity - **SAVINGS/REVENUE CAPTURE**



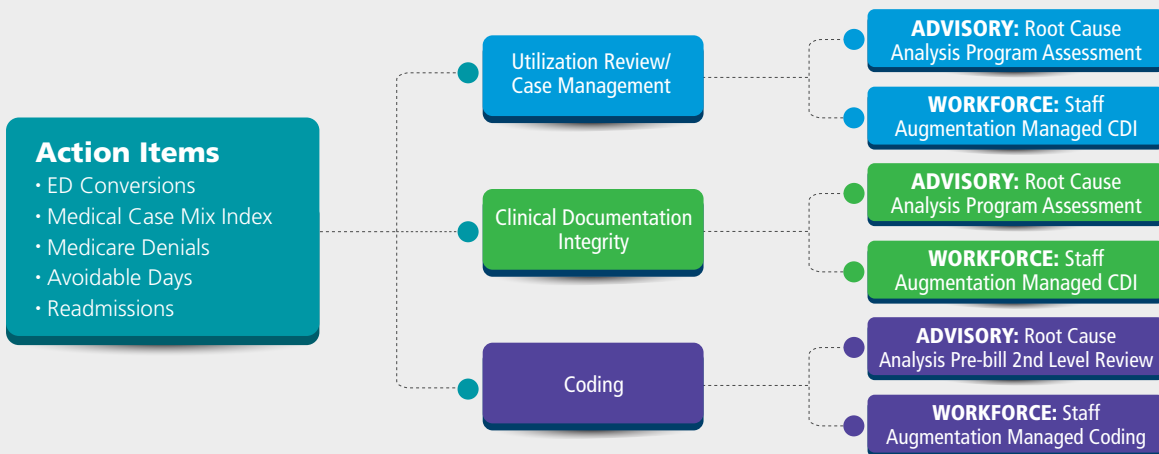
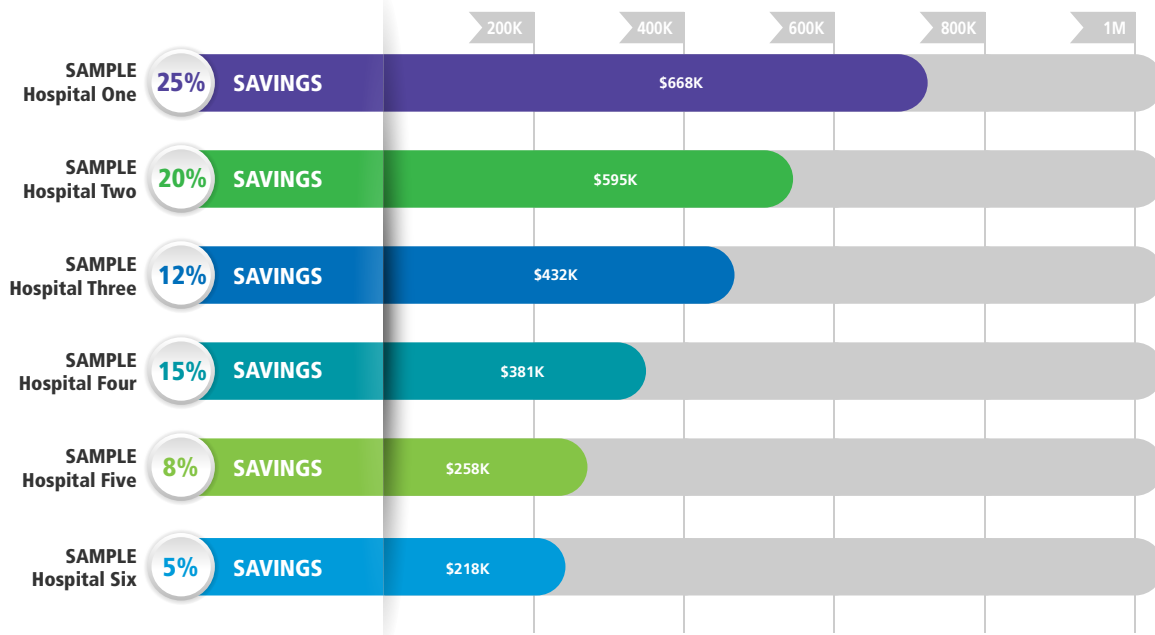
## Avoidable Days: Top Diagnosis Related Groups (DRGs) & Probable Savings



20% Reduction =  
**\$8.7M in SAVINGS**



## Readmissions - SAVINGS



### ABOUT AMN HEALTHCARE REVENUE CYCLE SOLUTIONS

AMN Healthcare (AMN) Revenue Cycle Solutions is the industry's most experienced, mid-revenue cycle provider. We use business intelligence and data analytics to uncover opportunities to place highly skilled professionals and improve revenue capture and savings by providing measurable benefits. This approach offers our clients certainty, credibility, and serves as a call to action for positive change. As an AMN solution, we deliver the most comprehensive services to help healthcare organizations success in a patient-centered world.

To request a custom scorecard for your facility, or to learn more, contact us today at: [RCSAnalytics@AMNHealthcare.com](mailto:RCSAnalytics@AMNHealthcare.com)

Or visit: [www.amnhealthcare.com/revenue-analysis](http://www.amnhealthcare.com/revenue-analysis) for a free analysis

